

# Hoe Valley School



## Year 11 Curriculum Overview A Guide for Parents 2024 - 2025



*Inspiring a Love of Learning*



## HOE VALLEY SCHOOL

**Address:** Egley Road, Woking, GU22 0NH  
**Office Tel:** 01483 662627  
**Email:** [info@hoevalleyschool.org](mailto:info@hoevalleyschool.org)  
**Web:** [www.hoevalleyschool.org](http://www.hoevalleyschool.org)  
**Head Teacher:** Mrs J Davies

Dear Parent / Carer,

This booklet provides an essential guide to the upcoming year. It gives the current details about all the subjects at HVS and what students will be examined on in the summer. GCSE exams will commence on 1st May 2025. As soon as the exam boards confirm the timetable we will share this with you.

During the year, the students will be working towards their GCSE exams with mocks scheduled for the second week after half term. Throughout the year, students will also continue to gain information about both further and higher education opportunities as well as various career paths via a range of workshop and external agency presentations. Mr Inglis and Mr Robinson are available to provide any additional support necessary in this area.

We continue to focus heavily on instilling our Hoe Valley School C.I.R.C.L.E. values as the students develop in age and maturity. They are central as these values enable students to achieve their full potential both in and out of the classroom.

The curriculum continues to rise in intensity which all students have taken in their stride. Your son/daughter's form tutor will be ensuring they are maintaining good routines throughout the year and alongside their teachers, will be aiming to provide support in many ways so students go into their exams with confidence. It is vital that all students commit to their revision from the outset of the year and get in the habit of doing so consistently. We have a number of supportive events planned to aid in the development of students' revision skills and techniques.

We hope that your child has transitioned well into Year 11 and is excited to progress to the final year at Hoe Valley School and towards the next step in their future.

Yours sincerely,

Mr Gaisford  
Head of Year 11

# Core Subjects

- English
- Maths
- Science (Double Award)
- Science (Triple Award)

# English

“Today a reader, tomorrow a leader”

Subject Lead: Ms Taylor-Wareham

## Useful Websites:

<https://www.bbc.com/bitesize/examspecs/zcbchv4>

<https://www.bbc.com/bitesize/examspecs/zxqncwx>

## Exam Board: AQA

<https://www.aqa.org.uk/subjects/english/gcse/english-language-8700/specification-at-a-glance>

<https://www.aqa.org.uk/subjects/english/gcse/english-literature-8702/specification-at-a-glance>



	Autumn Term	Spring Term	Summer Term
Language	<b>Spoken language presentations</b>	<b>Non-fiction reading and writing</b>	<b>Revision of key exam skills</b>
Skills Focus	Technical accuracy - SPaG, paragraphing, writing to persuade/argue. Presentation skills - clarity of language, organisation of ideas.	Analysis of language and structure. Development of comparison skills. Technical accuracy – SPAG; paragraphing, writing in different forms.	Analysis of language and structure. Development of comparison skills. Technical accuracy – SPAG; descriptive and narrative writing.
Exam Focus	Spoken Language Study Certification	English Language Paper 2	English Language Paper 1 and Paper 2
Assessment	Mock Exams	Mock Exams	Exam Questions and GCSE Exams
Literature	<b>English Literature Paper One revision (Shakespeare &amp; Jekyll &amp; Hyde)</b>	<b>English Literature Paper Two revision (An Inspector Calls and Power &amp; Conflict)</b>	<b>Revision of key exam skills</b>
Skills Focus	Development of analysis skills. Exploration of themes and characters.	Development of analysis skills. Exploration of themes and characters. Development of comparison skills.	Analysis of language and structure. Development of comparison skills.
Exam Focus	English Literature Paper 1	English Literature Paper 2	English Language Paper 1 and Paper 2
Assessment	Mock Exams	Mock Exams	Exam Questions and GCSE Exams

## What three things should I be doing to support my child at home?

1. Encourage them to re-read the GCSE set texts for English literature.
2. Buy the relevant revision guides to support with revision at home.
3. Support them with learning key quotations for closed book examinations.

# Maths

Higher Tier

“Every problem has a solution!”

Subject Lead: Mrs Stapleton

## Useful Websites:

[www.gcsepod.com](http://www.gcsepod.com)  
<https://corbettmaths.com/contents/>  
<http://www.drfrost.org>

## Exam Board: Edexcel (Pearson)

[http://staug.co.uk/wp-content/uploads/2018/03/GCSE\\_9-1\\_Mathematics\\_Parent-Student\\_Guide.pdf](http://staug.co.uk/wp-content/uploads/2018/03/GCSE_9-1_Mathematics_Parent-Student_Guide.pdf)



	Autumn Term	Spring Term	Summer Term
<b>1st Half: Topic</b>	<b>More trigonometry Circle Theorems</b>	<b>Algebra Vectors And Geometry Proof</b>	<b>Exam Practice and Revision</b>
<b>Skills Focus</b>	Bonds with trig Sine rule Cosine rule Trigonometric graphs Transforming trig graphs 3D Pythagoras & trig Area of non- right angled triangle Circle Theorems Circle Theorems Proof	Algebraic Fractions Rationalising the Denominator Proof Functions Vector Notation Vector Arithmetic Parallel Vectors and Collinear Points Solving Using Geometric Proof	Using their mock papers and classwork to guide their revision
<b>Assessment</b>	No Formal Assessment	No Formal Assessment	
<b>2nd Half: Topic</b>	<b>Mocks</b>	<b>Proportion and Graphs</b>	<b>GCSE Schedule</b>
<b>Skills Focus</b>	Exam Practice Mocks	Direct and Indirect Proportion Sketch Graphs from their Equations Exponential Equations Velocity Time Graphs Transforming Graphs	
<b>Assessment</b>	Mocks 3 X 90 Minute Papers as GCSE	2nd Mock Exams 2x90 min papers	2 Calculator, 1 Non-Calculator Papers

What three things should I be doing to support my child at home?

1. Encourage them to practise exam questions—use the Revision Google Classroom to help guide them.
2. Practice interleaving skills e.g. a geometry question with algebra and ratio
3. Learn and practise using key formulas.

# Maths

Foundation  
Tier

“Every problem has a solution!”

Subject Lead: Mrs Stapleton

## Useful Websites:

[www.gcsepod.com](http://www.gcsepod.com)

<https://corbettmaths.com/contents/>

<http://www.drfrost.org>

Exam Board: Edexcel (Pearson)

[http://staugs.co.uk/wp-content/uploads/2018/03/GCSE\\_9-1\\_Mathematics\\_Parent-Student\\_Guide.pdf](http://staugs.co.uk/wp-content/uploads/2018/03/GCSE_9-1_Mathematics_Parent-Student_Guide.pdf)



	Autumn Term	Spring Term	Summer Term
<b>1st Half: Topic</b>	<b>Quadratic Equations and Graphs Perimeter, Area &amp; Volume 2</b>	<b>Fractions, Indices and Standard Form More Algebra</b>	<b>Exam Practice and Revision</b>
<b>Skills Focus</b>	Perimeter of Straight Line Shapes Area of Straight Line Shapes Surface Area of Straight Line Shapes Volume of Straight Line Shapes Convert Between Metric Units of Area and Volume Coordinates Real-Life Graphs Distance-Time Graphs Proportion and Graphs Gradient Y-intercept Equation of a Line Circumference & Area of Circles, Arcs & Sectors Volume & Surface Area of Cylinders, Pyramids, Cones & Spheres	Multiplying and Dividing Fractions Mixed Numbers Reciprocals Index Laws - multiplying, Dividing, Brackets, Fractional and Negative Standard Form - Putting In, Taking Out, Multiplying, Dividing, Adding and Subtracting Rearranging Equations Cubic Graphs Reciprocal Graphs Find the Equation of a Line Simultaneous Equations - Graphically and by Elimination	Using their mock papers and classwork to guide their revision
<b>Assessment</b>	No Formal Assessment	No Formal Assessment	
<b>2nd Half: Topic</b>	<b>Mocks</b>	<b>Congruence, Similarity and Vectors Exam Practice And Revision</b>	<b>GCSE Schedule &amp; Revision</b>
<b>Skills Focus</b>	Revision and Exam Practice for Mock Exams	Congruency Similarity Use Column Vectors Using their Mock papers and classwork to guide their revision	
<b>Assessment</b>	Mocks 3 X 90 Minute Papers as GCSE	2nd mock exams 2x 90 mins papers	2 Calculator, 1 Non-Calculator Papers 3 x 90 min papers

**What three things should I be doing to support my child at home?**

1. Encourage them to practise exam questions—use the Revision Google Classroom to help guide them.
2. Practice interleaving skills e.g. a geometry question with algebra and ratio.
3. Learn and practise using key formulas.

# Science

Double  
Award

“Discover the unknown, create the future”

Subject Lead: Miss English

## Useful Websites:

BBC Bitesize - KS4 Science

<https://www.bbc.com/bitesize/subjects/zrkw2hv>

Subscribe to the Youtube Channel - “Free Science Lessons”

<https://www.youtube.com/watch?v=vw6Ww-N1ZFg>

## Exam Board: AQA Combined GCSE Specification

<https://filestore.aqa.org.uk/resources/science/specifications/AQA-8464-SP-2016.PDF>



	Autumn Term	Spring Term	Summer Term
1st Half: Topic	P5 - Forces Part 2 B5 - Homeostasis C6 - Rate of Chemical change C7 - Organic Chemistry	B7 - Ecology P7 - Magnetism and electromagnetism C9 - Chemistry of the Atmosphere C10 - Using Resources	Exam Preparation
Skills Focus	To be able to explain nervous and hormonal homeostasis. To be able to describe, explain and prove, through calculation, phenomena associated with forces. To be able to describe and explain how different conditions affect the rate of chemical reactions. To be able to describe, explain and evaluate the formation and use of fossil fuels.	To be able to explain the links within an ecosystem and their conservation. To be able to explain how humans can better use and preserve the resources on planet Earth. To describe and explain how the atmosphere of the Earth formed. To evaluate the use of resources on the planet. To be able to describe the uses of electromagnets and explain how they work.	Past paper questions and exam strategies
Assessment	End of topic test, extended response questions and weekly prep tasks.	End of topic test, extended response questions and weekly prep tasks.	
2nd Half: Topic	P6 - Waves B6 - Inheritance and Evolution C8 - Analytical Chemistry	Consolidation and Revision	
Skills Focus	To be able to describe and explain the use of waves. To be able to explain how life evolved on planet Earth. To be able to describe and explain analytical methods used by chemists.	Building skills in knowledge retrieval.  Develop exam technique in extended response  Review required practicals.	
Assessment	End of topic test, extended response questions and weekly prep tasks.	End of topic test, extended response questions and weekly prep tasks.	GCSE Exams

## What three things should I be doing to support my child at home?

1. Sharing with them anything you read in the papers related to Science.
2. Encourage your child to watch documentaries in Science.g. Horizon.
3. Ensure they are engaged in active revision for assessments i.e. creating revision materials to help them learn and not just reading.

# Science

Triple  
Award

“Discover the unknown, create the future”

Subject Lead: Miss English

## Useful Websites:

BBC Bitesize - KS4 Science

<https://www.bbc.com/bitesize/subjects/zrkw2hv>

Subscribe to the Youtube Channel -

“Free Science Lessons”

<https://www.youtube.com/watch?v=vw6Ww-N1ZFg>



	Autumn Term	Spring Term	Summer Term
1st Half: Topic	<b>P6 - Waves</b> <b>C7 - Organic Chemistry</b> <b>B6 - Inheritance and Evolution</b>	<b>P8 - Space Physics</b> <b>C9 - Chemistry of the Atmosphere</b> <b>B7 - Ecology</b> <b>C10 - Using Resources</b>	<b>Exam Preparation</b>
Skills Focus	To be able to describe and explain the use of waves. To be able to explain how life evolved on planet Earth. To be able to describe and explain analytical methods used by chemists. To be able to describe, explain and evaluate the formation and use of fossil fuels.	To be able to describe the life cycle of a star and evaluate data about the universe. To describe and explain the changes in the Earth's atmosphere. To investigate the ecosystem using different methods, including quadrats and transects. To evaluate how the resources on Earth are best used.	Past paper questions and exam strategies
Assessment	End of topic test, extended response questions and weekly prep tasks.	End of topic test, extended response questions and weekly prep tasks.	GCSE Exams
2nd Half: Topic	<b>P7 - Magnetism and electromagnetism</b> <b>C8 - Analytical Chemistry</b>	<b>Consolidation and Revision</b>	
Skills Focus	To be able to describe the uses of electromagnets and explain how they work. To be able to describe and explain analytical methods used by chemists.	Building skills in knowledge retrieval. Develop exam technique in extended response Review required practicals.	
Assessment	End of topic test, extended response questions and weekly prep tasks.	End of topic test, extended response questions and weekly prep tasks.	GCSE Exams

## Exam Board: AQA

<https://www.aqa.org.uk/subjects/science/gcse/biology-8461/specification-at-a-glance>

<https://www.aqa.org.uk/subjects/science/gcse/chemistry-8462/specification-at-a-glance>

<https://www.aqa.org.uk/subjects/science/gcse/physics-8463/specification-at-a-glance>

## What three things should I be doing to support my child at home?

1. Sharing with them anything you read in the papers related to Science.
2. Encourage your child to watch documentaries in Science.g. Horizon.
3. Ensure they are engaged in active revision for assessments i.e. creating revision materials to help them learn and not just reading.



# Other Subjects

- Art
- Business Studies
- Computer Science
- Cambridge Nationals in IT
- Design Technology
- Drama
- French
- Geography
- German
- History
- Hospitality & Catering
- Media Studies
- Music
- PE
- PSHE & Citizenship
- RE
- Spanish
- Travel & Tourism
- Work Ready
- Community

# Art

“Make your mark”

Subject Lead: Mrs Kelly

## Useful Websites:

<http://www.tate.org.uk/> (the art and artists page)


<http://www.britishmuseum.org/> (for things to draw)

<http://www.studentartguide.com/articles/art-careers-list> (what future career can an artist have?)

<https://www.aqa.org.uk/subjects/art-and-design/gcse/art-and-design-8201-8206>

## Exam Board: AQA

<https://www.aqa.org.uk/subjects/art-and-design/gcse/art-and-design-8201-8206/specification-at-a-glance>



	Autumn Term	Spring Term
<b>1st Half: Topic</b>	<b>Reviewing and refining Ao2</b>	<b>Externally Set Task—set by AQA</b>
Skills Focus	Students will be completing their coursework project, which was started in Year 10. Students will complete a sketchbook of artist research, responses and their own work, which will lead up to a final piece.	Students respond to an externally set task set by AQA. Students will be given a theme to respond to. They will create a board of work responding to this theme, exploring different artists and their own ideas.
Assessment	Your NEA will be assessed as a whole.	Your NEA will be assessed as a whole.
<b>2nd Half: Topic</b>	<b>Final Piece Development</b>	<b>Externally Set Task</b>
Skills Focus	Students will continue working on their project and complete their final piece. In their year 11 mock exam	Students respond to an externally set task set by AQA. Students will be given a theme to respond to. They will create a board of work responding to this theme, exploring different artists and their own ideas.
Assessment	Mock exam piece	External assessment. 10 hours of supervised time.

## What three things should I be doing to support my child at home?

1. The ability to do observational drawing is essential for all artists, and your child will benefit from the opportunity to draw from life and their imagination. Your child will be keeping a sketchbook at school but using one at home would be an excellent way to build their skills. Try asking them to setup and draw a still life, or to work from a photograph.
2. Visiting galleries is a great way to broaden their understanding of art concepts and genres. Lots of galleries offer virtual tours and lectures about their exhibits.
3. Allowing your child to watch YouTube art tutorials is a quick and easy way to immediately access a range of techniques and knowledge.
4. Support with time management and attending extra sessions in order to minimize work load at this time.

# Business Studies

“Work today, succeed tomorrow.”

Subject Lead: Mrs Sweryt

## Useful Websites:

<https://www.bbc.co.uk/news/business>

<https://www.tutor2u.net/business>

## Exam Board: AQA

<https://www.aqa.org.uk/subjects/business/gcse/business-8132/specification-at-a-glance>



	Autumn Term	Spring Term	Summer Term
1st Half: Topic	Finance	Exam Practice. revisit Unit 3.1-3.6	GCSE Exams: Past paper questions and exam strategies to answer higher order questions using the AOB
Skills Focus	Students will understand the interdependent nature of Business and how the role of the finance function works with other functional areas	Knowledge and understanding of how to complete exam practice accurately. Students will review how to use case studies to achieve the best grades in higher order questions.	Applying knowledge and written skills to exam papers.
Exam Focus	Paper 2	Paper 1 & 2	Paper 1 and 2
Assessment	Multiple choice and longer answer questions on a weekly basis.		Past Papers / Exam
2nd Half: Topic	Finance	Exam Practice. revisit Unit 3.1-3.6	
Skills Focus	Students will understand the interdependent nature of Business and how the role of the finance function works with other functional areas	Exam practice and intervention sessions for all units focussing on Paper 1 & 2. Working on strategies to achieve higher level responses	
Exam Focus	Paper 2	Paper 1 & 2	
Assessment	Multiple choice and longer answer questions completed on a weekly basis	Past papers and exam strategies to answer higher level exam questions	

## What three things should I be doing to support my child at home?

1. Encourage them to complete all weekly set homework.
2. Encourage them to attend intervention & exam practice sessions.
3. Encourage revision and to talk about a specific subject in business.


# Computer Science

"Challenge yourself, challenge the boundaries, challenge the future"

Subject Lead: Mr Cummins

## Useful Websites:

[www.w3schools.com/](http://www.w3schools.com/) [www.python.org](http://www.python.org)  
[www.bbc.co.uk/education](http://www.bbc.co.uk/education) (both KS3 and GCSE pages)



	Autumn Term	Spring Term	Summer Term
<b>1st Half: Topic</b>	<b>Ethical, Legal, Cultural and Environmental Impacts of Digital Technology</b>	<b>Computational thinking, algorithms and programming</b>	<b>Past paper questions and exam strategies</b>
Skills Focus	Impacts of digital technology on wider society and legislation relevant to Computer Science	Recapping previous taught content	Applying knowledge and written skills to exam papers.
Exam Focus	Paper 1	Paper 1 & 2	Paper 1 & 2
Assessment	Assessed Program	Mock Exams	Past Papers
<b>2nd Half: Topic</b>	<b>Computational thinking, algorithms and programming</b>	<b>Consolidation and revision</b>	
Skills Focus	Recapping previous taught content	Building skills in knowledge retrieval. Develop exam technique in extended response	
Exam Focus	Mock exams	Paper 1 & 2	
Assessment	Knowledge Based Assessment	Knowledge Based Assessment	GCSE Exams

## Exam Board: OCR

<https://www.ocr.org.uk/qualifications/gcse/computer-science-j276-from-2016/specification-at-a-glance/>

## What three things should I be doing to support my child at home?

1. Encourage your child to visit the websites below and complete any tasks and activities that are available.
2. Ask your child what they have been learning during their Computer Science lessons and to explain any Computer Science terms to you even if you already know them! An example of a question could be 'what does CPU stand for and what does it do?'
3. Explore google classrooms together and encourage students to respond to the questions and comments posted by teachers.


# Cambridge Nationals in IT

"Challenge yourself, challenge the boundaries, challenge the future"

Subject Lead: Mr Cummins

## Useful Websites:

<https://www.ocr.org.uk/blog/understanding-the-cambridge-national-in-it-r050-exam/>



	Autumn Term	Spring Term	Summer Term
1st Half: Topic	<b>Consolidation and revision</b>	<b>IT in the digital world</b>	
Skills Focus	Applying knowledge and written skills to exam papers.	Applying knowledge and written skills to exam papers.	
Exam Focus	Consolidation and revision		
Assessment	Past papers	Exam based	
2nd Half: Topic	<b>Applying knowledge and written skills to exam papers.</b>	<b>Possible retake for the NEAs or extra revision allocated for other subjects</b>	
Skills Focus	Consolidation and revision		
Exam Focus	Consolidation and revision	Project based	
Assessment	Past papers	Non- Exam based	

## Exam Board: OCR

<https://www.ocr.org.uk/Images/610951-specification-cambridge-nationals-it-j836.pdf>

## What three things should I be doing to support my child at home?

1. Encourage your child to visit the websites below and complete any tasks and activities that are available.
2. Ask your child what they have been learning during their IT lessons and to explain any IT terms to you even if you already know them!
3. Explore google classrooms together and encourage students to respond to the questions and comments posted by teachers.

# Design & Technology

“Skills for Life”


Subject Lead: Mrs August

## Useful Websites:

BBC Bitesize - KS3 & KS4 Design & Technology  
[www.technologystudent.com](http://www.technologystudent.com)  
[www.designandtech.com](http://www.designandtech.com)  
[www.instrucables.com](http://www.instrucables.com)  
<https://www.bbc.com/bitesize/subjects/zvg4d2p>

## Exam Board: AQA

<https://www.aqa.org.uk/subjects/design-and-technology/gcse>



	Autumn Term	Spring Term	Summer Term
1st Half: Topic	NEA Project	NEA Project	Revision
Skills Focus	Students will be starting their non-examined assessment. Students will be designing and producing a product which was inspired by the exam board	Students will be completing their non-examined assessment.	Students will focus on revision of the exam content, with a focus on improving exam technique.
Assessment	Your project will be assessed as a whole.	Mock Exams	
2nd Half: Topic	NEA Project	Revision	
Skills Focus	Students will be continuing their non-examined assessment.	Students will focus on revision of the exam content, with a focus on improving exam technique.	
Assessment	Your project will be assessed as a whole.	Exam Style Questions	

## What three things should I be doing to support my child at home?

1. Keeping up to date with new concepts and products, watching programs like ‘how its made’ and ‘repair shop’
2. Help students manage deadlines in order to complete their NEA folder.
3. Ensure they are engaged in active revision for assessments i.e. creating revision materialsto help them learn and not just reading.

# Drama

“Dream, achieve, succeed”

Subject Lead: Miss Vogler


## Useful Websites:

<https://www.aqa.org.uk/subjects/drama/gcse/drama-8261/introduction>

<https://filestore.aqa.org.uk/resources/drama/specifications/AQA-8261-SP-2016.PDF>

## Exam Board: AQA

<https://www.aqa.org.uk/subjects/drama/gcse/drama-8261/specification-at-a-glance>



	Autumn Term	Spring Term	Summer Term
1st Half: Topic	<b>Component 1: Written exam preparation</b>	<b>Component 3: Script work</b>	<b>Component 1: Written exam preparation</b>
Skills Focus	Theory Exam structure Revision Mock papers	Script work: see Autumn Term second half topic skills	Theory Exam structure Revision Mock papers
Assessment	Exam Questions	Live performance to an external examiner end of January Mock Exams	Exam Questions
2nd Half: Topic	<b>Component 3: Script work</b>	<b>Component 1: Written exam preparation</b>	<b>Component 1: Written Exam</b>
Skills Focus	Script work: see Autumn Term second half topic skills	Theory Exam structure Revision Mock papers	Full understanding of how to write both sections C and B. Section C - Live Theatre Section B - “Blood Brothers” (page to stage as director, performer and designer) Section A -Terminology
Assessment	Live performance to an external examiner end of January Mock Exams	Exam Questions	GCSE Exam

## What three things should I be doing to support my child at home?

1. Watch as much Live Theatre as possible.
2. Test your child on their Drama terminology - glossary / revision cards.
3. Encourage and support after school rehearsals when requested by teacher.

## Purchase:

[https://www.amazon.co.uk/Blood-Brothers-Play-Guide-Drama/dp/1911208705/ref=sr\\_1\\_2?keywords=blood+brothers+aqa&qid=1570622426&sr=8-2](https://www.amazon.co.uk/Blood-Brothers-Play-Guide-Drama/dp/1911208705/ref=sr_1_2?keywords=blood+brothers+aqa&qid=1570622426&sr=8-2)

# French

“Confident, effective, global communicators”


Subject Lead: Mrs Boniface

## Useful Websites:

<https://www.bbc.co.uk/bitesize/subjects/z9dqxn> <https://www.newsinslowfrench.com>  
[www.quizlet.com](http://www.quizlet.com)

## Exam Board: AQA

<https://www.aqa.org.uk/subjects/languages/gcse/french-8658/specification-at-a-glance>



	Autumn Term	Spring Term	Summer Term
1st Half: Topic	<b>The World of Work</b> Part time jobs, work experience, future work plans. Preparation for the Year 11 Mock Exams.	<b>Revision of Themes 1, 2, 3</b> Past paper questions and exam strategies.	<b>Revision of Themes 1, 2, 3</b> Past paper questions and exam strategies.
Skills Focus	Listening, reading, speaking and writing. Translation into English and French. For Higher Tier students, developing an extended response for the 150 writing question.	Listening, reading, speaking and writing. Translation into English and French. For Higher Tier students, developing an extended response for the 150 writing question.	Listening, reading and writing. Translation into English and French.
Assessment	Regular vocabulary testing. Exam Style questions for Listening, Reading, Writing. Mock speaking exam	Regular vocabulary testing. Mock Exams in Listening, Reading, Writing and Speaking	GCSE Exams Paper 1 Listening Paper 2 Speaking Paper 3 Reading Paper 4 Writing
2nd Half: Topic	<b>Social Issues and the Environment</b> Poverty Homelessness Charity work and volunteering The environment Improvements you would make	<b>Revision of Themes 1, 2, 3</b> Past paper questions and exam strategies.	<b>GCSE Exams</b> Paper 1 Listening Paper 3 Reading Paper 4 Writing
Skills Focus	Listening, reading, speaking and writing. For Higher Tier students, developing an extended response for the 150 writing question.	Listening, reading, speaking and writing. Speaking Exam	
Assessment	Exam Style questions for Listening, Reading, Writing. Mock Speaking Exam at the start of November.	Exam Style questions for Listening, Reading, Writing. Speaking work assessed as appropriate.	GCSE Exams Paper 1 Listening Paper 3 Reading Paper 4 Writing

## What three things should I be doing to support my child at home?

1. Help them test vocab regularly; revisiting vocabulary on a regular basis is an effective way to learn it. Add synonyms and antonyms where possible to topic-specific vocabulary lists.
2. Encourage your child to do timed practice questions at home, particularly for writing, working on the 'minute a mark' rule.
3. <https://www.newsinslowfrench.com/> Encourage your child to listen to the news in French and to retell the gist of what they have heard.



# Geography

“Geography is the subject which holds the key to our future” - Michael Palin

Subject Lead: Mrs Sparke

## Useful Websites:


<https://www.bbc.com/bitesize/examspecs/zsytxsg>

GCSE Pod

Seneca Learning

## Exam Board: Edexcel - Specification A

<https://qualifications.pearson.com/en/qualifications/edexcel-gcses/geography-a-2016.html>



	Autumn Term	Spring Term	Summer Term
<b>1st Half: Topic</b>	Coastal Fieldwork Urban Fieldwork	Paper 1 revision	Paper 3 revision
Skills Focus		Content from all units covered in addition to exam skills, map skills, numeracy and literacy skills	
Assessment	GCSE Exam Questions - multiple choice, short open, open response, calculations, and 8-mark extended writing questions.	GCSE Exam Questions - multiple choice, short open, open response, calculations, and 8-mark extended writing questions.	GCSE Exam Questions - multiple choice, short open, open response, calculations, and 8-mark extended writing questions.
<b>2nd Half: Topic</b>	Revision of key content and skills	Paper 2 revision	Revision
Skills Focus	Content from all units covered in addition to exam skills, map skills, numeracy and literacy skills		
Assessment	GCSE Exam Questions - multiple choice, short open, open response, calculations, and 8-mark extended writing questions.	GCSE Exam Questions - multiple choice, short open, open response, calculations, and 8-mark extended writing questions.	GCSE Exams

## What three things should I be doing to support my child at home?

1. Encourage them to keep up to date with, and on top of their prep, which is set once a week, and to practice exam questions (revision guides and workbooks are available). Encourage them to seek help in person in the first instance if they are stuck, or directly to their teacher on Google Classroom.
2. Encourage your child to focus on their self-directed revision. Both GCSE Pod and Seneca Learning are applications used in school but can also be used independently and are fantastic interactive ways for students to revise content.
3. Watch documentaries with your child. Keeping up to date with developments in a variety of countries around the world will help them improve at Geography.

# German

“Confident, effective, global communicators”


Subject Lead: Mrs Boniface

## Useful Websites:

<https://quizlet.com>  
<https://www.bbc.co.uk/bitesize/subjects/z8j2tfr>  
<https://www.newsinslowgerman.com>

## Exam Board: AQA

<https://www.aqa.org.uk/subjects/languages/gcse/german-8668/specification-at-a-glance>



	Autumn Term	Spring Term	Summer Term
1st Half: Topic	Home & Local Area World Of Work Environment	Revision of Theme1, 2 and 3 ahead of Mock Exams	Revision. Past paper questions and exam strategies.
Skills Focus	Listening, reading, speaking and writing. Translation into English and German. For Higher Tier students, developing an extended response for the 150 writing question.	Listening, reading, speaking and writing. Translation into English and German. For Higher Tier students, developing an extended response for the 150 writing question.	Listening, reading and writing. Translation into English and German.
Assessment	Regular vocabulary testing. Exam Style questions for Listening, Reading, Writing. Mock speaking exam	Regular vocabulary testing. Mock Exams in Listening, Reading, Writing and Speaking	GCSE Exams Paper 1 Listening Paper 3 Reading Paper 4 Writing
2nd Half: Topic	Social Issues and the Environment Poverty Homelessness Charity work and volunteering	Listening, reading, speaking and writing. Speaking Exam	
Skills Focus	Listening, reading, speaking and writing. Translation into English and German. For Higher Tier students, developing an extended response for the 150 writing question.	Listening, reading, speaking and writing. Translation into English and German. For Higher Tier students, developing an extended response for the 150 writing question.	Listening, reading and writing. Translation into English and German.
Assessment	Exam Style questions for Listening, Reading, Writing. Mock Speaking Exam at the start of November.	Exam Style questions for Listening, Reading, Writing. Speaking work assessed as appropriate.	GCSE Exams Paper 1 Listening Paper 3 Reading Paper 4 Writing

## What 3 things should I be doing to support my child at home?

1. Help them test vocab regularly; revisiting vocabulary on a regular basis is an effective way to learn it. Add synonyms and antonyms where possible to topic-specific vocabulary lists.
2. Encourage your child to do timed practice questions at home, particularly for writing, working on the 'minute a mark' rule.
3. <https://www.newsinslowgerman.com/> Encourage your child to listen to the news in German and to retell the gist of what they have heard.


# History

“The more you know about the past, the better prepared you are for the future.”  
- Theodore Roosevelt

**Subject Lead: Mrs Urban-Marks**

**Useful Websites:**

- [www.bbc.co.uk/education/levels/z4kw2hv](http://www.bbc.co.uk/education/levels/z4kw2hv)
- [www.bbc.co.uk/history](http://www.bbc.co.uk/history)
- [www.schoolhistory.co.uk](http://www.schoolhistory.co.uk)
- [www.spartacus.schoolnet.co.uk/](http://www.spartacus.schoolnet.co.uk/)



**Exam Board: Edexcel**




<https://qualifications.pearson.com/en/qualifications/edexcel-gcses/history-2016.html>

	Autumn Term	Spring Term	Summer Term
<b>1st Half: Topic</b>	<b>Cold War Origins of the Cold War 1942 - 1958</b>	<b>End of the Cold War (1970 - 1991)</b>	<b>Revision</b>
<b>Skills Focus</b>	Inference Explanation Source analysis Interpretations	Description Explanation Argument Source analysis English	
<b>Assessment</b>	GCSE Exam Questions	Mock Exams	
<b>2nd Half: Topic</b>	<b>Cold War Crises (1958 - 1970)</b>	<b>Revision Medicine Through Time Cold War Nazi Germany</b>	<b>Revision</b>
<b>Skills Focus</b>	Inference Explanation Source analysis Interpretations	Inference Explanation Narrative Source analysis Interpretations	
<b>Assessment</b>	GCSE Exam Questions	GCSE Exam Questions	GCSE Exams

**What three things should I be doing to support my child at home?**

1. Encourage them to keep up to date with, and on top of their homework, which is set once a week. Encourage them to seek help in person (not on Google Classroom) if they are stuck
2. Encourage your child to check their work (including key spellings, punctuation etc.) and respond to the feedback in their History book (answering questions and correcting mistakes). This is the best way for them to develop their skills and progress in the subject
3. Read with your child. Developing their literacy is one of the quickest ways to improve their work in History.

# Hospitality & Catering



“Skills for Life”

Subject Lead: Mrs August

Useful Websites:

<http://www.bbcgoodfood.com>

Exam Board: Educas

<https://www.eduqas.co.uk/media/0dzpjezk/wjec-level-1-2-award-in-hospitality-and-catering-specs-from-2016-e-29-11.pdf>

	Autumn Term	Spring Term	Summer Term
1st Half: Topic	<b>NEA Controlled Assessment practise</b>	<b>NEA Controlled Assessment</b>	<b>Revision</b>
Skills Focus	Students will complete a run through of the NEA controlled assessment to gain an understanding of the skills they will need to demonstrate and how they will be assessed.	Students will receive a brief from the exam board. They will complete research, nutritional analysis and a time plan for their chosen dishes. Students will complete a 4 hour practical exam, cooking 2 different dishes.	Students will complete a written exam assessing their theory knowledge.
Assessment	Written controlled assessment presentation	Mock Exam	
2nd Half: Topic	<b>NEA Controlled Assessment practise</b>	<b>NEA Controlled Assessment</b>	
Skills Focus	Students will take a mock practical exam, cooking 2 dishes in 4 hours. Students will complete and improve their NEA work with feedback from their teacher.	Students will complete a 4 hour practical exam, cooking 2 different dishes.	
Assessment	Practical Mock Exam	NEA Controlled Assessment	Level 2 Exam

**What three things should I be doing to support my child at home?**

1. Practising dishes made at home.
2. Encourage your child to watch programmes such as The Great British Bake Off.
3. Ensure they are engaged in active revision for assessments i.e. creating revision materials to help them learn and not just reading.

# Latin


“Reading the past to bridge the ancient and modern worlds”

**Subject Lead: Miss Drayton**

Latin is an optional, additional GCSE subject, studied during 2 x Independent study sessions and 4 x Enrichment Sessions per fortnightly timetable

**Exam Board: OCR**

<https://www.ocr.org.uk/qualifications/gcse/latin-j282-from-2016/specification-at-a-glance/>



	Autumn Term	Spring Term	Summer Term
<b>1st half: Themes, Cultural Content and Language</b>	Language: Passive & Deponent Verbs (all Tenses) Participles Ablative Absolute Conditionals & Temporal Clauses  Literature: Prose Set text 2 (Sagae Thessalae) Textual Analysis - style critique 6 mark Questions 8 mark Questions 10 mark Questions : Themes & Character questions	Language: The Subjunctive Mood & its Uses Revision of Indirect Statements Practice Passages - Taylor & Cullen's Latin Stories  Literature Verse Set text: Virgil Aeneid 6 Textual Analysis - style critique 6 mark Questions 8 mark Questions 10 mark Questions : Themes & Character questions	Language: Past Papers Revise all vocabulary Targeted translation clinics - trickier syntax & commonly confused vocab Irregular Verbs & Ablative Absolutes Bootcamp  Literature: Past Papers Timed Practice questions 10 mark questions - Theme brainstorming
<b>Skills Focus</b>	Developing accidence and basic syntax; English derivations; English to Latin translation.	Developing accidence and basic syntax; English derivations; English to Latin translation.	Beginning to read literature; writing practice and essay questions.
<b>Assessment</b>	Exam style language passage translations Exam style literature passage translations	February Mock examinations - Verse & Language Selected questions from OCR past papers	Past Papers Targeted Language exercises Vocabulary drills
<b>2nd Half: Language &amp; Literature</b>	Revise all Accidence & Syntax for November Mock exams Revise Sagae Thessalae for November Mock Exams	Revise all Accidence & Syntax for February Mock exams Revise Aeneid 6 for February Mock Exams	Past Papers Revision - All Accidence & Syntax Revision - All Set Texts
<b>Skills Focus</b>	Latin comprehension and translation into and from Latin. Vocabulary consolidation.	Translation skills - longer passages. Translation fluency and comprehension	Translation skills - longer passages. Literature analysis - writing practice, longer style questions
<b>Assessment</b>	Mock examinations - Prose & Language Selected questions from OCR past papers	Mock examinations - Verse & Language Selected questions from OCR past papers	Language 90 mins 100 marks Prose Literature 60 mins 50 marks Verse Literature 60 mins 50 marks

**What three things should I be doing to support my child at home?**

1. Encourage them to learn their Defined Vocabulary List thoroughly.
2. Encourage them to do practice translations - GCSE Latin Stories
3. Encourage them to revise their set texts 'little & often'

# Media Studies

“Question, create, communicate”


Subject Lead: Miss Taylor-Wareham

Useful Websites:

<http://www.mediaknowall.com/gcse/gcse.php>

<https://www.bbc.com/bitesize/subjects/ztnygk7>

<https://www.theguardian.com/uk/culture>



Exam Board: AQA

<https://www.aqa.org.uk/subjects/media-studies/gcse/media-studies-8572/specification-at-a-glance>

	Autumn Term	Spring Term	Summer Term
1st Half: Topic	NEA	Component 2: Music Promotion	Exam preparation Component 2
Skills Focus	Production of media texts	Study of set text Exploration of music videos and how they have evolved, including impacts on society and industry.	Focus on essay question skills. Tailored revision of all topics according to data collated from a range of assessments.
Assessment	Coursework	Mock Exams	Regular Exam Practice
2nd Half: Topic	Mock exams: preparation of exam techniques	Revision Component 1	
Skills Focus	Preparation for mock exams: revision of texts covered across course.		
Assessment	Mock Exam	Regular exam practice - short questions and essay pieces.	GCSE Exams

**What three things should I be doing to support my child at home?**

1. Encourage them to watch and read relevant news daily to build an awareness of world events.
2. Encourage them to complete independent revision, especially on topics that were studied nearer the beginning of the course.
3. Research the context of the current topic, focusing on historical, social, cultural and political influences.

# Music

“Music can change the World” - Beethoven

Subject Lead: Mrs Bryant


## Useful Websites:

<https://www.bbc.co.uk/bitesize/examspecs/bmct39>

<https://www.teoria.com/>

<https://www.musictheory.net/>

Exam Board; Eduqas



	Autumn Term	Spring Term	Summer Term
1st Half: Topic	<p><b>Listening &amp; Appraising</b> Revisit area of study 1: Forms and Devices *Variation form and strophic form in classical music *Recognition of features of baroque, classical and romantic periods *Revisit: imitation, pedal, canon, alberti bass and all harmonic features Revisit and revision: Badinerie *Exam techniques: hints and tips *Building a vocabulary revision list *Clarifying theoretical points Continued regular practice on appraising questions in the style of the examination, including comparisons of extracts <b>Assessment</b> *Assess performances to WJEC Eduqas criteria when ready *Monitor composition, processes, progress and composition log *Regular listening tests and homework exercises</p> <p><b>Performing</b> *Select final choice of pieces for the practical examination *Work and rehearse all performances Composing Begin work on the piece for the WJEC Eduqas Composition set brief</p>	<p><b>Performing</b> Continued work on performances, recording when appropriate <b>Composing</b> Revisit free composition (possibly include earlier workings from sketch book) <b>Listening &amp; Appraising</b> Revisit Music for Ensemble Polyphonic, layered, round, canon and countermelody Cover all styles not completed in year 10</p>	<p><b>Listening &amp; Appraising</b> Exam practice questions, both at home and in class Discussion of revision techniques and learner answers – (and how to improve answers and achieve higher marks!) Consolidation of examination techniques and expectations Top tips and revision booklets etc. Listening practice and final examination. Ensure the specification content is fully covered Appraising examination</p>
2nd Half: Topic	<p><b>Performing</b> Continued work on performance (ensemble and/or solo), recording final performances as appropriate Show back in front of class; feedback and target setting</p> <p><b>Listening &amp; Appraising</b> Revisit area of study 4: Popular Music Bhangra and fusion Loops, samples, panning, phasing, melismatic/syllabic Revisit Africa set work Exam techniques: hints and tips Building a vocabulary revision list Clarifying all relevant theoretical points</p> <p><b>Composing</b> Complete WJEC Eduqas set composition: final refinements, production of score/leadsheet and composition log.</p>	<p><b>Performing</b> Complete all performances Complete all necessary documentation ready for submission</p> <p><b>Composing</b> Complete free composition Complete all necessary documentation ready for submission</p> <p><b>Listening &amp; Appraising</b> Revisit Film Music (with any further topics/content: Special effects, extreme dynamics and tempi, varying time signatures, other minimalistic techniques, chromatic and extended harmonies, use of pattern-work, sustained notes and polyphonic textures to vary the textures</p>	

## What three things should I be doing to support my child at home?

1. Encourage students to attend 8 a.m. music theory sessions on Wednesday.
2. Encourage students to complete one hour of composition a week after school.
3. Regularly practise their instrument in order to prepare for their performance component.

# Physical Education

“It’s all about the journey, not the outcome”

Subject Lead: Mr Finch

**Useful Websites:**

[www.activesurrey.com](http://www.activesurrey.com)

[www.senecalearning.com](http://www.senecalearning.com)

[www.bbc.com/bitesize/examspecs/ztrcg82](http://www.bbc.com/bitesize/examspecs/ztrcg82)



**Exam Board: AQA**

<https://filestore.aqa.org.uk/resources/pe/specifications/AQA-7582-SP-2016.PDF>


	Autumn Term	Spring Term	Summer Term
1st Half: Topic	P1 –Coursework P2- Sport and FITT -Sporting examples work	P1 – Key area focus P2- Exam question work Mock Exam Review	Exam season
Skills Focus	-Identify, explain and discuss the impact of media, sponsorship, commercialism.  -Identify, explain and discuss the differences and examples of gamesmanship, sportsmanship, contract to compete and etiquette.	-Identify key groups in Sport and activity and how they affect participation and performance levels  Use past exam questions as practice	-Exam Question Technique  -Focused Revision based on individual class needs
Assessment	<b>Coursework Deadline: October Half Term</b>  Assessment on Half term topics  Homework: 2 a week. One on paper 1 and the other on paper 2	Exam Question Marking  Homework: 2 a week. One on paper 1 and the other on paper 2	Full exam papers for both Paper 1 and Paper 2



# Physical Education

“It’s all about the journey, not the outcome”

Subject Lead: Mr Finch



	Autumn Term	Spring Term	Summer Term
2nd Half: Topic	<b>Exam preparation Revision</b>	<b>Exam preparation Revision</b>	
Skills Focus	-Recap all content and assess gaps in learning -Exam question practice -Exam question technique	-Focused revision on individual and class area of improvement -Exam question practice -Exam question technique	
Assessment	Mock Exam: Paper 1 – 75 minutes Paper 2 – 75 minutes NEA Practical Assessment Final Marks	NEA Practical External Moderation	

## What should I be doing to support my child at home?

1. The final GCSE PE grade is made up of 60% written theory exam and 40% NEA. It is important that your son/daughter plays at least one sport outside school, to a high competitive level.
2. As well as playing regularly outside of school they should attend all extra-curricular clubs on offer which will benefit their practical grade. Some sports will need to be assessed outside of school and will require video evidence.
3. Ensure the correct kit is brought to every GCSE and CORE PE lesson and jewellery is removed before participation. Kit includes: PE: Polo shirt, trainers, white socks, black shorts and fleece/mid layer (no logos). Sport specific equipment i.e. Badminton racket, football boots

**Exam board deadlines:** NEA Coursework - October Half Term  
 NEA Video Evidence – October Half Term  
 NEA Moderation - April – May (dependent on external moderator)

# PSHE & Citizenship

“Learning about ourselves & others”

Subject Lead: Mr Jagger

## Useful Websites:

- [www.citizenshipfoundation.co.uk](http://www.citizenshipfoundation.co.uk)
- [www.bbc.co.uk/schools/citizenx](http://www.bbc.co.uk/schools/citizenx)
- [www.pshe-association.org.uk](http://www.pshe-association.org.uk)



	Autumn Term	Spring Term	Summer Term
<b>1st Half: Topic</b>	<b>Relationships &amp; sex education</b>	<b>Relationships &amp; sex education</b>	
Subject Links	Fertility & pregnancy Navigating pregnancy choices Differences between forced & arranged marriages Parenting for today's world Navigating sexual safety Sexual violence & abuse	Will you marry me? Contraception considerations Sex & substances Safe relationships online Discovering your life's purpose Reframing failure	
Assessment	Audit of lesson objectives using student PSHE booklets	Audit of lesson objectives using student PSHE booklets	
<b>2nd Half: Topic</b>	<b>Living in the wider world</b>	<b>Health and wellbeing</b>	
Subject Links	Striving for equality Discrimination and the equality act Stereotypes & prejudice Gender Biases Gambling addiction Respecting human rights	Party drugs Alcohol dependence & excessive drinking Alcohol Building resilience Setting goals that drive success Exam stress	
Assessment	Audit of lesson objectives using student PSHE booklets	Audit of lesson objectives using student PSHE booklets	

## What three things should I be doing to support my child at home?

1. Discuss the topics studied with your child and ask them to explore the legal, social and economic context around each one.
2. Discuss mental and physical wellbeing.
3. Ask them to reflect on their behaviours and emotions with you and identify triggers for behaviours.

# Religious Studies

“Promoting tolerance and inclusion, through knowledge and understanding.”


Subject Lead: Mr Lyons

Useful Websites:

<https://www.bbc.co.uk/bitesize/examspecs/zjgx47h>

Exam Board: AQA

<https://www.aqa.org.uk/subjects/religious-studies>



	Autumn Term	Spring Term	Summer Term
1st Half: Topic	<b>Relationships &amp; Families</b>	<b>Christianity: Practices (Revision)</b>	<b>Revision</b>
Skills	Exploration of Christian and Muslim teachings on, and attitudes to, family units, sexuality, contraception, same-sex relationships, divorce and the sanctity of marriage, along with contemporary family issues, including the roles of men and women and gender equality.	Study of Christian practices such as holy orders, sacraments, different worship styles and traditions, along with how these practices influence Christians' behaviour. This topic was first taught in Year 9.	
Assessment	GCSE style examination questions	GCSE style examination questions	
2nd Half: Topic	<b>Christianity: Beliefs and Teachings (Revision)</b>	<b>Revision</b>	<b>GCSE Exam</b>
Skills	Study of Christian beliefs and teachings, such as the nature of God, Heaven and hell, beliefs surrounding the creation and afterlife. This topic was first taught in Year 9.	Exact further topics to be agreed after students have sat mock examinations.	
Assessment	GCSE style examination questions	Short, in-class examination-style questions	

## What three things should I be doing to support my child at home?

1. When completing GCSE-style examination questions, ensure your child practises completing them in the allotted time, rather than take longer, as this is a required skill for the written examinations.
2. Encourage your child to check their work (including key spellings, punctuation etc.) and respond to the feedback in their RE exercise books (answering questions and correcting mistakes). This is the best way for students to develop their skills and progress in the subject.
3. Debate key topics at home to help students develop good questioning skills, ultimately used in their written examinations.

# Spanish

“Confident, effective, global communicators”

Subject Lead: Mrs Boniface

## Useful Websites:

<https://quizlet.com>

<https://www.bbc.co.uk/bitesize/subjects/z4dqxn>

<https://www.newsinslowspanish.com/>

## Exam Board: AQA

<https://www.aqa.org.uk/subjects/languages/gcse/spanish-8698/specification-at-a-glance>



	Autumn Term	Spring Term	Summer Term
1st Half: Topic	World of Work Revision and consolidation	Social Issues and the Environment Poverty Homelessness Charity work and volunteering The environment Improvements you would make	Revision. Past paper questions and exam strategies.
Skills Focus	Listening, reading, speaking and writing. Translation into English and Spanish. For Higher Tier students, developing an extended response for the 150 writing question.	Listening, reading, speaking and writing. Translation into English and Spanish. For Higher Tier students, developing an extended response for the 150 writing question.	Listening, reading and writing. Translation into English and Spanish.
Assessment	Regular vocabulary testing. Exam Style questions for Listening, Reading, Writing. Mock speaking exam	Regular vocabulary testing. Mock Exams in Listening, Reading, Writing and Speaking	GCSE Exams Paper 1 Listening Paper 3 Reading Paper 4 Writing
2nd Half: Topic	Revision and consolidation	Mock speaking exam 2	
Skills Focus	Listening, reading, speaking and writing. Translation into English and Spanish. For Higher Tier students, developing an extended response for the 150 writing question.	Listening, reading, speaking and writing. Translation into English and Spanish. For Higher Tier students, developing an extended response for the 150 writing question.	
Assessment	Exam Style questions for Listening, Reading, Writing. Mock Speaking Exam at the start of November.	Exam Style questions for Listening, Reading, Writing. Speaking work assessed as appropriate.	GCSE Exams Paper 1 Listening Paper 3 Reading Paper 4 Writing

## What 3 things should I be doing to support my child at home?

1. Help them test vocab regularly; revisiting vocabulary on a regular basis is an effective way to learn it. Add synonyms and antonyms where possible to topic-specific vocabulary lists.
2. Encourage your child to do timed practice questions at home, particularly for writing, working on the 'minute a mark' rule.
3. <https://www.newsinslowspanish.com/> Encourage your child to listen to the news in Spanish and to retell the gist of what they have heard.

# Travel & Tourism

BTEC Level  
1 / Level 2  
First Award

“Work today, succeed tomorrow.”

Subject Lead: Mrs Sweryt

## Useful Websites:

<https://www.independent.co.uk/travel>

<http://www.travelweekly.co.uk/>

<https://www.abta.com/news>

## Exam Board: Edexcel

[https://qualifications.pearson.com/content/dam/pdf/BTEC-Firsts/Travel-and-Tourism/2013/Specification-and-sample-assessments/BTECFIRST\\_AWD\\_TT\\_SPEC\\_ISS3.pdf](https://qualifications.pearson.com/content/dam/pdf/BTEC-Firsts/Travel-and-Tourism/2013/Specification-and-sample-assessments/BTECFIRST_AWD_TT_SPEC_ISS3.pdf)



	Autumn Term	Spring Term	Summer Term
1st Half: Topic	<b>Complete Component 2 PSA:</b> The Pearson Set Assignment will be completed in approximately 4 hours of research time and 6 hours of supervised assessment time. 5 Essays will be completed. Each essay is marked out of 12 and total 60 marks. This equates to 30% of the final course marks	<b>Component 3:</b> Revisit content for component 3. All parts to be covered.	<b>Component 3:</b> Revisit content from Component 3
Skills Focus	The set assignment will be discussed in class and a practice essay will be completed. Students will prepare 6 pages of notes to be used in writing up their essays.	Students will be able to identify and explain the impact travel and tourism has on the environment and how tourism can be adapted to improve sustainability. They will also develop knowledge and understanding of destination management	Exam Practice. Students will complete a series exam practice papers and knowledge tests
Assessment	PSA 2 Completed in exam conditions the week before half term	Practice exam questions	Final exam Component 3 equates to 40% of course outcome
2nd Half: Topic	<b>Component 2 Resubmission:</b> Revisit content for component 3. Students to complete resubmission of PSA Component 2	<b>Consolidation of Component 3.</b>	<b>Component 3:</b> Revisit content from Component 3
Skills Focus	Students will be able to identify and explain the impact travel and tourism has on the environment and how tourism can be adapted to improve sustainability. They will also develop knowledge and understanding of destination management	Exam Practice. Students will complete a series exam practice papers	Exam Practice. Students will complete a series exam practice papers and knowledge tests
Assessment	Mock Exam	2 <sup>nd</sup> Mock Exam	<b>Final exam</b> Component 3 equates to 40% of course outcome

## What three things should I be doing to support my child at home?

1. Encourage them to listen, watch or read the travel news on a daily basis.
2. Let them help plan your travel and holiday. Even a bus or train trip.
3. Watch travel programmes and documentaries.


# Textiles

“Skills for Life”

Subject Lead: Mrs August

**Useful Websites:**

- [BBC Bitesize - KS3 & KS4 Design & Technology](#)
- [www.technologystudent.com](http://www.technologystudent.com)
- [www.designandtech.com](http://www.designandtech.com)
- [www.instrucables.com](http://www.instrucables.com)
- <https://www.bbc.com/bitesize/subjects/zvg4d2p>



**Exam Board: AQA**

<https://www.aqa.org.uk/subjects/design-and-technology/gcs>

	Autumn Term	Spring Term	Summer Term
1st Half: Topic	<b>NEA Project</b>	<b>NEA Project</b>	<b>Revision</b>
Skills Focus	Students will be starting their non-examined assessment. Students will be designing and producing a product which was inspired by one of the three contexts set by the exam board.	Students will be completing their non-examined assessment. Deadline for the NEA February 9th 2024.	Students will focus on revision of the exam content, with a focus on improving exam technique.
Assessment	Your project will be assessed as a whole.	Mock Exams	
2nd Half: Topic	<b>NEA Project</b>	<b>Revision</b>	
Skills Focus	Students will be continuing their non-examined assessment.	Students will focus on revision of the exam content, with a focus on improving exam technique.	
Assessment	Your project will be assessed as a whole.	Exam Style Questions	

**What three things should I be doing to support my child at home?**

1. Keeping up to date with new concepts and products, watching programs like ‘how its made’ and ‘repair shop’
2. Help students manage deadlines in order to complete their NEA folder.
3. Ensure they are engaged in active revision for assessments i.e. creating revision materials to help them learn and not just reading.

# Work Ready

“Opening up a World of Opportunity”

Subject Lead: Mr Inglis

## Useful Websites:

<https://nationalcareers.service.gov.uk/>

<https://unifrog.org>

<https://www.hoevalleyschool.org/workreadyskillsandcareers/>



The Work Ready Agenda is one of Hoe Valley School’s defining features, and something that sets us apart from other local schools.

From the start of Year Seven, our students are supported in exploring ideas and finding out about different careers. We have regular guest speakers, workshops and other events to provide every opportunity for students to explore their ideas about the world of work, and to help equip them to make the difficult decisions that await.

Careers platform Unifrog provides all students with access to relevant and up to date Labour Market Information and details of post-16 and university options, as well as a series of tools aimed at encouraging them to explore careers that might work for them.

In Year 11, though, the focus switches towards individual support as students start to make big decisions about what they might do after their GCSEs and as they start to build a career. All students will attend a one-to-one meeting with a careers advisor by the autumn half term of Year 11 as they start to apply for college and Sixth Form places.

While the natural next step for most is Hoe Valley Sixth Form, we recognise that an academic School Sixth Form is not for everyone, and all students will be exposed to other options such as vocational education and apprenticeships.

We are proud of our track record in recent years of placing 100% of our students into post-16 education or training, and will work closely with individuals in need of most support to ensure that they have a Sixth Form, college or apprenticeship place for after their GCSE exams. Our programme of targeted interventions aims to support those that may be at risk of dropping out of education after school.

## What three things should I be doing to support my son or daughter at home?

1. Talk to your child about their next steps: do they plan to do A-Levels or vocational qualifications such as T-Levels? Where do they see their post-16 education leading them? Use Unifrog with them to explore their options.
2. Take your child to Open Evenings at Sixth Forms and Colleges in order to get a feel of where might be most suitable for them.
3. Foster a sense of curiosity in the world of work, and encourage your child to ask family and friends about the world of work and what they enjoy doing.

# Community

"A community that learns together, grows together"

**Subject Lead: Mrs Sweryt**

**Useful Websites:**

<https://www.woking.gov.uk/news-list>

<https://www.visitsurrey.com/explore/boroughs-and-districts/woking-borough-council>



The Community Agenda is one of Hoe Valley School's founding principles, placing the school firmly in the heart of the local community and developing the school's reputation.

From the moment of Primary school transition, our students are encouraged to foster and grow a sense of community within the school and are exposed to vibrant and exciting learning opportunities via links with the local area.

They will be encouraged to have a deeper understanding of their local area, such as in regards to local businesses, Woking Borough Council, charities, biodiversity; focusing on the variety of opportunities on their doorstep.

Lessons across all departments will promote the Community vision wherever possible and will deliver meaningful community development. Businesses will be invited to work with staff and students for the benefit of all those involved. This will be extended via the organisation of relevant trips, visits from relevant speakers and visitors, and enrichment programmes.

Links with Primary schools will continue to promote ongoing collaborative learning at KS4. This will support engagement in secondary school subjects and will be highly visible in the activities, events and enrichment activities that the students will take part in.

Year groups will be working with three charities per year to raise funds and awareness, promoting the charity within the Community and developing their local knowledge.

**What three things should I be doing to support my child at home?**

- 1) Encourage your son or daughter to participate in community events and take an active interest in how the local area works.
- 2) Help your son or daughter to explore outside interests and how that could be incorporated within their school work.
- 3) Identify local businesses that they have come into contact with and consider how they can support and promote them.